









Herbaceous Perennials

*=native to Maine ~=assisted migration

Light su=sun ps=part sun sh=shade
Soil moisture dr=dry av=average w=wet
Great For... P=Pollinators, Wi=Wildlife, E=Erosion, Wt=Wetlands, M=Meadowscape, RG= Rain Garden

All herbaceous perennials sold in 1 gallon pots

Photo	Common name	Botanical name	Comments	Max Height	Light (su, ps, sh)	Soil moisture (dr, av, w)	Great For...	Tolerates	Price
	Purple Coneflower*	<i>Echinacea purpurea</i>	Long lasting blooms in garden or cut. Seed tops great wildlife food in winter. Medicinal benefits.	3-4'	su, ps, sh	av, w	P, M, RG	Drought	\$15
	Common Boneset*	<i>Eupatorium perfoliatum</i>	Large flat topped clusters of white flowers excellent for pollinators. Medicinal benefits.	4-6'	su, ps	dr, av, w	P, RG	Deer	\$15
	"Panorama Mix" Bee Balm	<i>Monarda didyma</i>	Round clusters of red tubular flowers attract hummingbirds. Fragrant leaves used for tea.	2-4'	su, ps	av	P, M	Clay, Deer	\$15
	New England Aster*	<i>Symphotrichum novae-angliae</i>	Late fall flowers in shades of purple and pink. Important late season nectar source.	3-6'	su, ps	dr, av, w	P, RG	Clay	\$15
	Culver's Root*	<i>Veronicastrum virginicum</i>	Spires of white flowers beloved by bumblebees. Tends to flop if in shade. Cut back to stimulate growth and flowering.	3-4'	su	av, w	P, RG		\$15
	Mountain Mint*	<i>Pycnanthemum virginianum</i>	Small white flowers loved by bees. Aromatic leaves can be used for tea.	1-3'	su	av, w	P, M	Deer	\$15
	Red Columbine*	<i>Aquilegia canadensis</i>	Bright bicolor red and yellow blooms in the spring. Generously self seeds	2-3'	su, ps	dr, av, w	P, M, RG	Deer, Drought, Salt	\$15
	Swamp Milkweed*	<i>Asclepias incarnata</i>	Dark pink flowers and narrow leaves, monarch host plant, enjoyed by other pollinators. Prefers moist soils.	3-5'	su, ps	w	P, E, Wt		\$15

	Sweet Joe Pye Weed*	<i>Eutrochium purpureum</i>	Large domed pink flower clusters on sturdy stems. Good for pollinators, Good for cutting.	5-7'	su, ps	dr, av, w	P, E, Wt, M		\$15
	Cardinal Flower*	<i>Lobelia cardinalis</i>	Perennial with basal rosette sending up deep red flowering spires. Hummingbird plant	2-4'	su, ps, sh	w	P, Wt		\$15
	Wild Bergamot, Bee Balm*	<i>Monarda fistulosa</i>	Lavender flowers loved by many pollinators. Medicinal benefits and tea herb.	2-4'	su	dr, av	P, Wi, M	Deer	\$15
	Smooth Solomon's Seal*	<i>Polygonatum biflorum</i>	Arching branches with bright yellow-green leaves. Delicate, white, bell shaped flowers in spring, and berries in the fall. A shade garden staple.	2-4'	ps, sh	dr, av, w	P, Wi, M		\$15
	New York Ironweed	<i>Vernonia noveboracensis</i>	Tall with clumping flowers that range from red to purple. Loved by birds and pollinators	5-7'	su	w	P, Wi, M, Wt	Clay, Dry Soils	\$15
	White Snakeroot*	<i>Ageratina altissima</i>	Late fall flowers that are fluffy and white. Attractive to many pollinators, and larval host to several moth species. Spreads quickly, especially in shade.	1-4'	su, ps	dr, av	P, M, RG	Deer	\$15
	Chives*	<i>Allium schoenoprasum</i>	Bloom in midspring with dark pink to purple flowers. Flowers + leaves edible, with many culinary applications!	0.5-1'	su, ps	av	P, Wi, M	Drought	\$15
	Field Pussytoes*	<i>Antennaria neglecta</i>	Works well as an ornamental groundcover with fluffy, white flowers	0.5-1'	su, ps	dr	P, M	Clay, Drought	\$15
	Common Milkweed*	<i>Asclepias syriaca</i>	Flowers ranging from green to white to pink to light purples. Host for monarchs and great for other pollinators, too	3-5'	su	dr, av	P, M	Drought	\$15
	Virgin's Bower*	<i>Clematis virginiana</i>	Fast growing vine with fragrant, white flowers. Needs trellis to climb. Prune back every year to limit growth.	12-20'	su, ps	av, w	P, M	Deer	\$15
	Coastal Joe Pye Weed*	<i>Eutrochium dubium</i>	White to hot pink domed flowers. Shorter than other varieties. Loved by pollinators.	3-5'	su, ps	av, w	P, Wt, M, RG	Clay, Deer, Salt	\$15








	Slender Blue Iris*	<i>Iris prismatica</i>	Blue to purple showy flowers with narrow leaves. Attract pollinators.	1-2'	ps	av, w	P, Wt, M, RG	Salt	\$15
	Blazing Star	<i>Liatris spicata</i>	Deep purple flowerheads that attract hummingbirds. Good for cut bouquets fresh and dried.	2-4'	su	av	P, RG	Clay, Drought	\$15
	Blue Lobelia*	<i>Lobelia siphilitica</i>	Showy blue flowers that attract pollinators. Late summer bloom period. Medicinal uses.	2-3'	su, ps	av, w	P, M, RG	Deer	\$15
	Virginia Creeper*	<i>Parthenocissus quinquefolia</i>	Woody vine that turns deep red and orange in the fall. Fast growing, and excellent for erosion on steep slopes. Will climb a trellis or tree. Blue berries in fall attracts birds.	30-50'	su, ps, sh	av	E, Wi, M	Deer, Drought, Clay	\$15
	Foxglove Beardtongue*	<i>Penstemon digitalis</i>	White to light purple flowers that attract hummingbirds and other pollinators. Good for cutting.	3-5'	su	dr, av	P, M, RG	Deer, Drought, Clay	\$15
	Moss Phlox - 'Blue'	<i>Phlox subulata</i>	Spreads laterally, creating a dense, fragrant mat of dusty blue to lavender flowers. Excellent groundcover. Attracts butterflies.	0.25-0.5'	su	av	P, M	Deer, Drought	\$15
	Obedient Plant*	<i>Physostegia virginiana</i>	Snapdragon-like pink to pale lilac flowers. Spreads quickly. Attracts hummingbirds. Good for cutting.	3-4'	su	av	P, M, RG	Clay, Deer	\$15
	Perennial Black-Eyed Susan*	<i>Rudbeckia fulgida</i>	Big, cheerful, daisy-like, yellow flowers that attract pollinators. Blooms from early summer to late fall. Small birds eat the seeds. Good for cutting and drying.	2-3'	su	dr, av	P, Wi, M, RG	Deer, Drought, Clay	\$15
	Smooth Goldenrod*	<i>Solidago gigantea</i>	Drooping, yellow flowers that attract butterflies. Great meadow plant; tough, hardy, and spreads easily. Excellent mid-season nectar source.	3-7'	su, ps	av, w	P, E, RG	Drought	\$15
	Tall Meadow Rue	<i>Thalictrum pubescens</i>	Thread-like white flowers that attract butterflies. Good for cutting.	3-7'	ps, sh	av, w	P, M	Deer	\$15
	Dooryard Violet*	<i>Viola sororia</i>	Blooms in spring. Heart-shaped leaves and large blue-violet flowers. Attracts pollinators. Edible, medicinal uses. Good groundcover.	0.5-0.75'	su, ps	av	P, M	Clay, Deer	\$15





Shrubs

*=native to Maine ~-=assisted migration

All shrubs are bareroot, between 1 and 3 feet tall

Light su=sun ps=sart sun sh=shade
Soil moisture dr=dry av=average w=wet
Great For... P=Pollinators, Wi=Wildlife, E=Erosion, Wt=Wetlands, M=Meadowscape, RG= Rain Garden

Photo	Common name	Botanical name	Comments	Max Height	Light (su, ps, sh)	Soil moisture (dr, av, w)	Great For...	Tolerates	Price	Bundle
	Red chokeberry*	<i>Aronia arbutifolia</i>	Delicate white flowers turn to red berries in fall. Fruit and cover great for wildlife. Great red fall color.	6-12'	su, ps	av, w	Wt, Wi, RG, P	Compaction, Drought, Salt	\$16	3 for \$42
	Black chokeberry*	<i>Aronia melanocarpa</i>	Showy white flowers in spring. Persistent black fruits edible, and enjoyed by wildlife. Red fall foliage.	3-6'	su, ps	av, w	P, C, RG, M, Wt		\$16	3 for \$42
	Buttonbush*	<i>Cephalanthus occidentalis</i>	Fragrant, white spherical flower heads with long bloom period. Adaptable. Great for pollinators. Good for bank stabilization.	5-12'	su	w	P, Wi, E, Wt		\$16	3 for \$42
	Sweetfern*	<i>Comptonia peregrina</i>	Fernlike dark green leaves, aromatic when crushed. Nitrogen fixing, great for poor, dry soils.	3'	su, ps	dr, av, w	E, Wi, P	Drought, Sandy Soils	\$16	3 for \$42
	Beaked Hazelnut*	<i>Corylus cornuta</i>	Edible nuts that have a beak shape are important food for wildlife. Good for creating natural borders. Prefer open forests or edges.	4-8'	su, ps, shd	av	Wi, M, Wt		\$16	3 for \$42
	American Witch Hazel*	<i>Hamamelis virginiana</i>	Large shrub with fragrant spidery yellow flowers in late fall. Soft green leaves, yellow foliage in fall.	12-20'	su, ps, sh	av, w	P	Clay, Deer	\$16	3 for \$42
	Winterberry*	<i>Ilex verticillata</i>	Unsexed. Bright red fruits persist in winter. Great wetland plant, but adaptable to many conditions. Need female and male for berries.	10'	su, ps	av, w	P, Wi, Wt		3 for \$42	5 for \$60
	Spicebush~	<i>Lindera benzoin</i>	Nectar for early pollinators, red fruits for migratory birds. Aromatic leaves. Host plant for Spicebush Swallowtail.	12'	su, ps	dr, av, w	P, Wt		\$16	3 for \$42
	Northern Bayberry*	<i>Myrica pensylvanica</i>	Aromatic shiny foliage, aromatic fruits and dense cover for wildlife. Good for hedge, very resilient species	10'	su, ps	dr, av, w	E, Wi, P	Salt, Drought, Compaction, Deer	\$16	3 for \$42









	Common Ninebark*	<i>Physocarpus opulifolius</i>	Adaptable, fast growing with showy white/pink clusters in late spring. Birds enjoy red fruit capsules	5-10'	su, ps, sh	dr, av, w	E, Wi, P	Deer, Drought	\$16	3 for \$42
	Flowering Raspberry*	<i>Rubus odoratus</i>	Dark green leaves, pink/purple flower clusters, thornless canes, small fruit. Good shade tolerance.	3-6'	su, ps	dr, av, w	P, Wi	Shade	\$16	3 for \$42
	Nannyberry*	<i>Viburnum lentago</i>	Suckering shrub adaptable to a wide range of site conditions. Showy white flowers in the spring.	10-15'	su, ps, sh	av, w	P	Deer	\$16	3 for \$42
	Highbush Cranberry*	<i>Viburnum trilobum</i>	Tall upright shrub with bright red berries that persist through the winter. Attracts birds and other wildlife. Berries are edible and can be compared to cranberries.	8-15'	su, ps	av, w	P, Wi, E		\$16	3 for \$42






Trees

*=native to Maine ~=assisted migration

Light su=sun ps=sart sun sh=shade
Soil moisture dr=dry av=average w=wet
Great For... P=Pollinators, Wi=Wildlife, E=Erosion, Wt=Wetlands, M=Meadowscape, RG= Rain Garden

All trees are bareroot. To see height, look at size column.

Photo	Common name	Botanical name	Comments	Max Height	Light (su, ps, shd)	Soil moisture (dr, av, w)	Great For...	Tolerates	Price	Size
	Striped maple*	<i>Acer pensylvanicum</i>	Understory forest tree with striped green bark and large leaves. Important browse plant for wildlife. Tolerates heavy shade.	10-30'	ps, shd	dr, av	Wi	Shade	\$16	1-3 feet
	Canadian serviceberry*	<i>Amelanchier canadensis</i>	Small tree, or multi-trunked shrub, with delicate white flowers in the spring. Small red-to-blue fruit and brilliant foliage in the fall.	6-15'	su, ps, sh	dr, av, w	P, Wi	Clay	\$16	1-3 feet
	Allegheny serviceberry*	<i>Amelanchier laevis</i>	Fragrant, white flowers, bloom just as red-tinged leaves emerge. Edible berries.	15-25'	su, ps, sh	dr, av, w	P, Wi, Wt		\$16	1-3 feet
	River birch*	<i>Betula nigra</i>	Cinnamon-colored bark that curls and peels, can grow as a single or multi-stemmed tree. Glossy green triangular leaves turn golden in the fall. Valuable for wildlife.	30-50'	su, ps	av, w	Wi, P, E	Flooding, Heat, Birch Borer	\$16	1-3 feet
	Yellow Birch*	<i>Betula alleghaniensis</i>	Beautiful bronzy-yellow peeling bark, inner bark has wintergreen aroma. Prefers wet soils. Valuable for wildlife host plant for butterflies/moths.	30-50'	ps, shd	av, w	P, Wi, Wt		\$16	1-3 feet
	Shagbark Hickory~	<i>Carya ovata</i>	Unique shaggy bark. Large edible nuts; great for wildlife. Large, long-lived tree with a straight trunk, excellent shade and/or statement tree.	40-60'	su, ps	dr, av, w	P, C, RG, M, Wt	Drought, Heat, Soil Compaction	\$16	1-3 feet
	Black Tupelo*~	<i>Nyssa sylvatica</i>	Fantastic fall color, dark glossy leaves, white flowers in late spring turn to small black fruits in fall. Good for wildlife.	30-50'	su, ps	dr, av, w	Wi	Drought, Heat, moderately salt tolerant	\$16	1-3 feet
	Tulip Poplar~	<i>Liriodendron tulipifera</i>	Large, fast-growing tree with long straight trunk. Yellow/orange tulip-like flowers in spring great early nectar sources. Unique leaf shape. Larval host. Needs large area to grow.	60-80'	su, ps	dr, av	P, Wi		\$16	1-3 feet

	Dolgo Crabapple	<i>Malus 'Dolgo'</i>	Fragrant white flowers important for pollinators. Great to plant on orchard edges for cross-pollination or as statement tree in yard. Edible fruit that attract wildlife and can be cooked into jelly or baked goods.	20-35'	su	av	P, Wi	Drought, Salt	\$16	1-3 feet
	White Pine*	<i>Pinus strobus</i>	Classic Maine Look. Evergreen. Tolerant of a wide range of soil conditions.	50-80'	su, ps	dr, av, w	Wi, P	Deer	\$16	1-3 feet
	Black Cherry*	<i>Prunus serotina</i>	Showy white flowers in spring, dark waxy leaves, edible small purple-black fruits enjoyed by birds and other wildlife. Larval host for moths.	60-100'	su, ps, shd	dr, av, w	P, Wi	Fire, Deer	\$16	1-3 feet
	Bur Oak*	<i>Quercus macrocarpa</i>	Majestic native oak with a unique oak-leaf shape. Produces acorns loved by wildlife. Yellow-brown fall foliage.	60-80'	su	dr, av	Wi, RG	Clay, Drought	\$16	1-3 feet
	Swamp White Oak*	<i>Quercus bicolor</i>	Moderately growing oak that does well in wet areas. Fall foliage ranging from bright yellow to reddish brown.	50-60'	su	av, w	P, Wi, Wt		\$16	1-3 feet
	Sassafras~	<i>Sassafras albidum</i>	Distinct three-lobed leaf shape. Grows more like a shrub/understory tree in the north. Aromatic leaves when crushed, some culinary use.	10-30'	su, ps, shd	dr, av, w	P	Drought	\$16	1-3 feet
Taller, More Established Trees -- These trees are taller and have more established root systems. Because of that, they cost more.										
	Northern Catalpa~	<i>Catalpa speciosa</i>	Medium to large deciduous tree. Large heart shaped leaves. Showy, bell-shaped flowers in late spring, long bean seed pods in fall.	40-70'	ps	av, w	P, Wi, RG	Deer, Drought, Clay	\$20	4-5 feet
	Linden*	<i>Tilia americana</i>	Medium to large deciduous tree. Fragrant pale yellow buds in spring are important nectar source for pollinators. Honey produced with these trees nearby is a delicacy. Flowers can be brewed into a tea.	50-80'	su, ps, shd	av	P, Wi	Drought, Clay, Shade	\$20	4-5 feet
	Bald Cypress	<i>Taxodium distichum</i>	Deciduous conifer. Needles grow each year and have a feathery appearance and soft texture. Prefers to grow in wet areas. Attracts birds.	50-70'	su	av, w	Wi, E, Wt	Deer, Clay, Flooding	\$20	4-5 feet











Live Stakes

*=native to Maine ~=assisted migration

Light su=sun ps=part sun sh=shade
Soil moisture dr=dry av=average w=wet
Great For... P=Pollinators, Wi=Wildlife, E=Erosion, Wt=Wetlands, M=Meadowscape, RG= Rain Garden

Live stakes are branches of shrubs that are cut while the shrubs are dormant and then planted directly in the soil. These stakes are able to develop roots and grow into new shrubs. Live staking is often chosen as an option to revegetate stream or shoreline banks. All of the below species are well adapted for wetland areas, and excel at reducing streambank erosion, or revegetating an area very quickly (and inexpensively!) All live stakes are harvested locally in Maine, from wild specimens.

Live stakes are each 18-24" long with diameter between 3/8 - 1/2"

Photo	Common name	Botanical name	Comments	Max Height	Light (su, ps, sh)	Soil moisture (dr, av, w)	Great For...	Tolerates	Bundl of 5	Bundl of 10	Bundl of 25
	Meadowsweet*	<i>Spiraea alba/tomentosa</i>	Cone-shaped clusters of tiny, white + pink flowers at the end of each branch that bloom in the mid-summer.	1-6'	su	w	Wt, E, RG	Deer	\$15	\$25	\$50
	Red-twig dogwood *	<i>Swida sericea</i>	Great for buffer, hedges, soil stabilization. Clusters of white flowers. Good for pollinators and wildlife. Red twigs pop in winter.	15'	su, ps, sh	av, w	Wt, E		\$15	\$25	\$50
	Silky dogwood*	<i>Swida amomum</i>	Tiny white flowers in spring turn to bluish fruits enjoyed by birds. Prefers more shade than other dogwoods.	6-12'	su, ps, sh	av, w	P, C, RG, M, Wt		\$15	\$25	\$50
	Black elderberry*	<i>Sambucus canadensis</i>	Showy shrub with delicate, fragrant umbell flower clusters that turn to edible fruits. Fruits best in full sun.	8-12'	su, ps	w	Wt, E, Wi, P	Clay	\$15	\$25	\$50
	Pussy willow*	<i>Salix discolor</i>	Narrow shrub with familiar silvery furry buds in early spring. Larval host for butterfly/moths.	6-20'	su	w	Wt, E, Wi, P		\$15	\$25	\$50
	Heart Leaf Willow*	<i>Salix eriocephala</i>	Often found on sand dunes and riverbanks. Shorter than other willow species. Fuzzy flowers, giving way to fruit in summer. Larval host to butterfly/moths.	3-6'	su	av, w	Wt, E, P		\$15	\$25	\$50
	Arrowwood*	<i>Viburnum dentatum</i>	Great for screening. Heat, drought, and soil compaction tolerant. Good for pollinators and other wildlife. Blue/black fruit displays late summer.	5-10'	su, ps	av, w	Wt, E, P, RG	Clay, Deer	\$15	\$25	\$50
	Willow Mix*	~~~	Mix of Heart Leaf, and Pussy Willow species	~~~	~~~	~~~	Wt, E		\$15	\$25	\$50
	Dogwood Mix*	~~~	Mix of Red-twig and Silky Dogwood species	~~~	~~~	~~~	Wt, E		\$15	\$25	\$50
	Mix of all Live Stakes*	~~~	Mix of all above live stake species	~~~	~~~	~~~	Wt, E		\$15	\$25	\$50

Seed Mixes

Seed Mixes should be sown on bare soil and raked in. They can be sown anytime during the growing season; if planted in the fall, they should flower the following spring. Some flowers need two years to flower. Full seeding instructions will be included with your seeds!

Butterfly & Hummingbird Garden Mix	1 oz	5 oz
------------------------------------	------	------



A great meadow mix! A mix of native grasses and annual and perennial flowers from the northeast ecotype zone designed specifically to attract hummingbirds, butterflies and other native pollinators. 1oz per 200 square feet with 2oz per 200 square feet of cover crop. For a cover crop use either grain oats (1 Jan to 31 Jul) or grain rye (1 Aug to 31 Dec)

\$10	\$35
------	------

Wetland Seed Mix	1 oz	5 oz
------------------	------	------



This mix contains a wide variety of New England native seeds that are suitable for most wetland restoration sites that are not permanently flooded. All species are best suited to moist ground as found in most wet meadows, scrub shrub, or forested wetland restoration areas. 1oz per 150 square feet.

\$17	\$65
------	------